


Plated Thru-Hole (PTH) Connectors

The PowerAmp connector family is a 1- and 2-row high reliability connector solution with a pitch of 5.72 millimeters (0.225"). Available with 5 to 20 contacts and rated up to 23A per contact make it ideal for robust power connections. The connectors can also be customized to address unique design requirements.

- Current rating up to 23A per contact
- High vibration and shock resistant
- Withstands extreme temperatures of -65°C to +125°C
- UL94V-0 flammability rated insulator
- UL Approved, UL 1977 ECBT2.E466640



Part Number Builder

iP	Rows	Body Style	Mounting Ears	Size	Termination	Hardware Style
Series	1 2	P Plug R Receptacle	0 Without	05 10 20	PVT11 Pin: Vertical PTH SVT11 Socket: Vertical PTH	J Fixed Jacketset JTB Turning Jacketset QTT-1 Quarter Turn (Turning) QTF-1 Quarter-Turn (Fixed)

Technical Information

Material Specifications

Insulator Material:
Glass-filled PPS (polyphenylene sulfide)

Insulator Color: White

Material (Contacts): Pins: copper alloy
Sockets: beryllium copper

Terminal Material: Copper alloy

Plating (Contacts):
Minimum 15 µin Au over 30 µin Ni

Hardware: Stainless steel

UL File: E466640

Electromechanical Performance

Rated Current: 23A per contact

Durability: ≥ 250 mating cycles

Test Voltage: 2,000 V AC for 1 minute

Insulation Resistance: 5 GΩ min.

Contact Resistance: 1 mΩ max.

Insertion Force (Max): 16 oz. (4.45N) per contact

Withdrawal Force (Min.):
0.5 oz. (0.14N) per contact

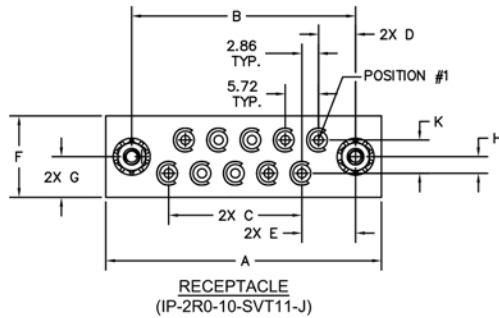
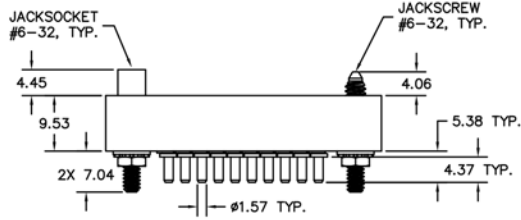
Environmental Specifications

Operating Temperature: -65° to +125°C

Vibration: 10Hz to 2,000Hz, 1.52mm, 147.1m/s² (15G), duration 12h

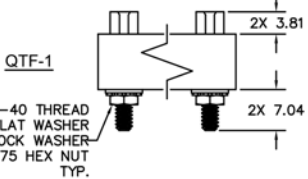
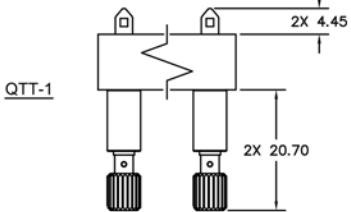
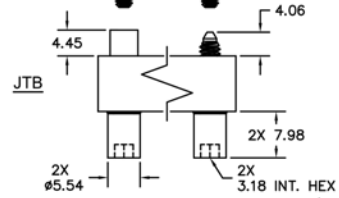
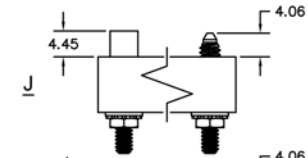
RoHS: Compliant

iSeries
BASED ON MIL-SPEC. BUILT FOR INDUSTRIAL.



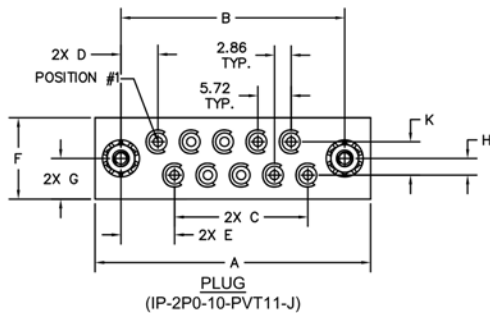
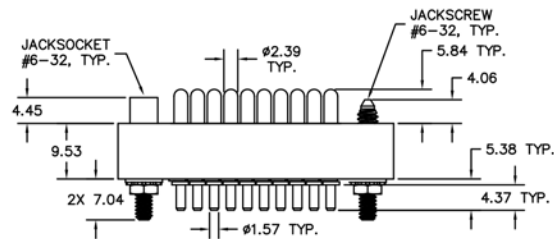
NOTES:
 SIZE 5 - SINGLE ROW
 SIZE 10 - 2-ROW STAGGERED GRID
 SIZE 20 - 2-ROW SQUARE GRID

	DIMENSIONS								
SIZE	A	B	C	D	E	F	G	H	K
5	44.45	35.56	22.86	6.35	N/A	9.53	4.78	N/A	N/A
10	47.29	38.40	22.86	6.35	9.22	13.97	6.99	2.86	5.72
20	73.03	64.14	51.44	6.35	6.35	13.97	6.99	2.86	5.72



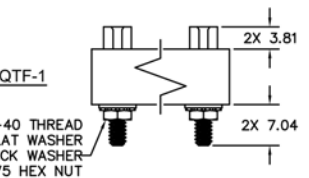
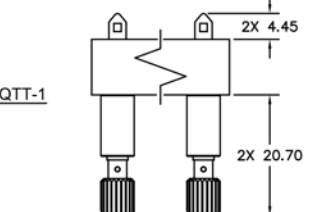
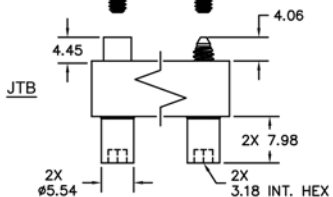
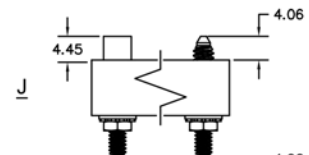
#4-40 THREAD
 #4 FLAT WASHER
 #4 LOCK WASHER
 4.75 HEX NUT
 TYP.

HARDWARE OPTIONS
(J, JTB, QTT-1, QTF-1)



NOTES:
 SIZE 5 - SINGLE ROW
 SIZE 10 - 2-ROW STAGGERED GRID
 SIZE 20 - 2-ROW SQUARE GRID

	DIMENSIONS								
SIZE	A	B	C	D	E	F	G	H	K
5	44.45	35.56	22.86	6.35	N/A	9.53	4.78	N/A	N/A
10	47.29	38.40	22.86	6.35	9.22	13.97	6.99	2.87	5.72
20	73.03	64.14	51.44	6.35	6.35	13.97	6.99	2.87	5.72



#4-40 THREAD
 #4 FLAT WASHER
 #4 LOCK WASHER
 4.75 HEX NUT
 TYP.

HARDWARE OPTIONS
(J, JTB, QTT-1, QTF-1)

All dimensions
in millimeters.